

***CRYPTOGRAPHY AND NETWORK  
SECURITY LECTURE NOTES***

***(KCS 074)***

*for  
Bachelor of Technology  
in  
Computer Science and Engineering(VIT)*

***BY -: ABHISHEK MAURYA***

## UNIT - 1

### INTRODUCTION

Computer data often travels from one computer to another, leaving the safety of its protected physical surroundings. Once the data is out of hand, people with bad intention could modify or forge your data, either for amusement or for their own benefit.

Cryptography can reformat and transform our data, making it safer on its trip between computers. The technology is based on the essentials of secret codes, augmented by modern mathematics that protects our data in powerful ways.

- **Computer Security** - generic name for the collection of tools designed to protect data and to thwart hackers
- **Network Security** - measures to protect data during their transmission
- **Internet Security** - measures to protect data during their transmission over a collection of interconnected networks

### Security Attacks, Services and Mechanisms

To assess the security needs of an organization effectively, the manager responsible for security needs some systematic way of defining the requirements for security and characterization of approaches to satisfy those requirements. One approach is to consider three aspects of information security:

**Security attack** – Any action that compromises the security of information owned by an organization.

**Security mechanism** – A mechanism that is designed to detect, prevent or recover from a security attack.

**Security service** – A service that enhances the security of the data processing systems and the information transfers of an organization. The services are intended to counter security attacks and they make use of one or more security mechanisms to provide the service.

## Basic Concepts

**Cryptography** The art or science encompassing the principles and methods of transforming an intelligible message into one that is unintelligible, and then retransforming that message back to its original form

**Plaintext** The original intelligible message

**Cipher text** The transformed message

**Cipher** An algorithm for transforming an intelligible message into one that is unintelligible by transposition and/or substitution methods

**Key** Some critical information used by the cipher, known only to the sender & receiver

**Encipher** (encode) The process of converting plaintext to cipher text using a cipher and a key

**Decipher** (decode) the process of converting cipher text back into plaintext using a cipher and a key

**Cryptanalysis** The study of principles and methods of transforming an unintelligible message back into an intelligible message *without* knowledge of the key. Also called **code breaking**

**Cryptology** Both cryptography and cryptanalysis

**Code** An algorithm for transforming an intelligible message into an unintelligible one using a code-book

## Cryptography

Cryptographic systems are generally classified along 3 independent dimensions:

### Type of operations used for transforming plain text to cipher text

All the encryption algorithms are based on two general principles: **substitution**, in which each element in the plaintext is mapped into another element, and **transposition**, in which elements in the plaintext are rearranged.

### The number of keys used

If the sender and receiver uses same key then it is said to be **symmetric key (or) single key (or) conventional encryption**.

If the sender and receiver use different keys then it is said to be **public key encryption**.

### The way in which the plain text is processed

A **block cipher** processes the input and block of elements at a time, producing output block for each input block.

A **stream cipher** processes the input elements continuously, producing output element one at a time, as it goes along.

## Cryptanalysis

The process of attempting to discover X or K or both is known as cryptanalysis. The strategy used by the cryptanalysis depends on the nature of the encryption scheme and the information available to the cryptanalyst.

**There are various types of cryptanalytic attacks** based on the amount of information known to the cryptanalyst.

**Cipher text only** – A copy of cipher text alone is known to the cryptanalyst.

**Known plaintext** – The cryptanalyst has a copy of the cipher text and the corresponding plaintext.

**Chosen plaintext** – The cryptanalysts gains temporary access to the encryption machine. They cannot open it to find the key, however; they can encrypt a large number of suitably chosen plaintexts and try to use the resulting cipher texts to deduce the key.

**Chosen cipher text** – The cryptanalyst obtains temporary access to the decryption machine, uses it to decrypt several string of symbols, and tries to use the results to deduce the key.

## STEGANOGRAPHY

A plaintext message may be hidden in any one of the two ways. The methods of steganography conceal the existence of the message, whereas the methods of cryptography render the message unintelligible to outsiders by various transformations of the text.

A simple form of steganography, but one that is time consuming to construct is one in which an arrangement of words or letters within an apparently innocuous text spells out the real message.

e.g., (i) the sequence of first letters of each word of the overall message spells out the real (Hidden) message.

(ii) Subset of the words of the overall message is used to convey the hidden message.

Various other techniques have been used historically, some of them are

**Character marking** – selected letters of printed or typewritten text are overwritten in pencil. The

marks are ordinarily not visible unless the paper is held to an angle to bright light.

Invisible ink – a number of substances can be used for writing but leave no visible trace until heat or some chemical is applied to the paper.

Pin punctures – small pin punctures on selected letters are ordinarily not visible unless the paper is held in front of the light. Typewritten correction ribbon – used between the lines typed with a black ribbon, the results of typing with the correction tape are visible only under a strong light.

Drawbacks of steganography

Requires a lot of overhead to hide a relatively few bits of information.

Once the system is discovered, it becomes virtually worthless.

## SECURITY SERVICES

The classification of security services are as follows:

**Confidentiality:** Ensures that the information in a computer system and transmitted information are accessible only for reading by authorized parties.

E.g. Printing, displaying and other forms of disclosure.

**Authentication:** Ensures that the origin of a message or electronic document is correctly identified, with an assurance that the identity is not false.

**Integrity:** Ensures that only authorized parties are able to modify computer system assets and transmitted information. Modification includes writing, changing status, deleting, creating and delaying or replaying of transmitted messages.

**Non repudiation:** Requires that neither the sender nor the receiver of a message be able to deny the transmission.

**Access control:** Requires that access to information resources may be controlled by or the target system.

**Availability:** Requires that computer system assets be available to authorized parties when needed.

## SECURITY MECHANISMS

One of the most specific security mechanisms in use is cryptographic techniques. Encryption or encryption-like transformations of information are the most common means of providing security. Some of the mechanisms are

### 1 Encipherment

## 2 Digital Signature

## 3 Access Control

# SECURITY ATTACKS

There are four general categories of attack which are listed below.

### Interruption

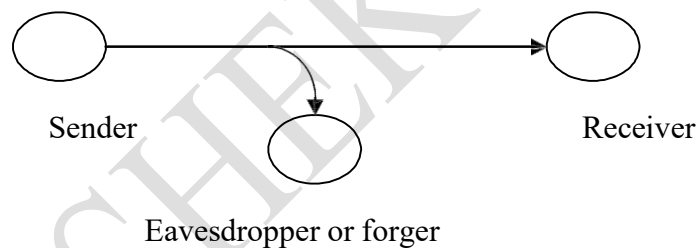
An asset of the system is destroyed or becomes unavailable or unusable. This is an attack on availability e.g., destruction of piece of hardware, cutting of a communication line or

Disabling of file management system.

### Interception

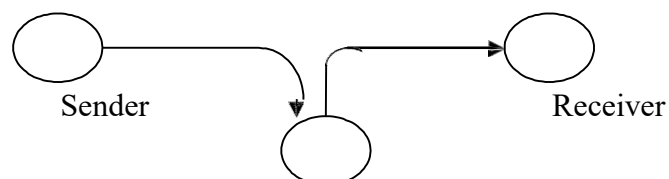
An unauthorized party gains access to an asset. This is an attack on confidentiality.

Unauthorized party could be a person, a program or a computer.e.g., wire tapping to capture data in the network, illicit copying of files



### Modification

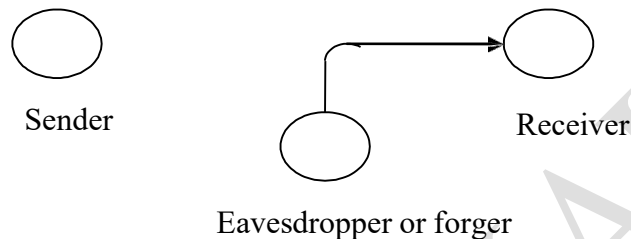
An unauthorized party not only gains access to but tampers with an asset. This is an attack on integrity. e.g., changing values in data file, altering a program, modifying the contents of messages being transmitted in a network.



Eavesdropper or forger

## **Fabrication**

An unauthorized party inserts counterfeit objects into the system. This is an attack on authenticity. e.g., insertion of spurious message in a network or addition of records to a file.



## **Cryptographic Attacks**

### **Passive Attacks**

Passive attacks are in the nature of eavesdropping on, or monitoring of, transmissions. The goal of the opponent is to obtain information that is being transmitted. Passive attacks are of two types:

**Release of message contents:** A telephone conversation, an e-mail message and a transferred file may contain sensitive or confidential information. We would like to prevent the opponent from learning the contents of these transmissions.

**Traffic analysis:** If we had encryption protection in place, an opponent might still be able to observe the pattern of the message. The opponent could determine the location and identity of communication hosts and could observe the frequency and length of messages being exchanged. This information might be useful in guessing the nature of communication that was taking place.

Passive attacks are very difficult to detect because they do not involve any alteration of data. However, it is feasible to prevent the success of these attacks.

## Active attacks

These attacks involve some modification of the data stream or the creation of a false stream. These attacks can be classified into four categories:

**Masquerade** – One entity pretends to be a different entity.

**Replay** – involves passive capture of a data unit and its subsequent transmission to produce an unauthorized effect.

**Modification of messages** – Some portion of message is altered or the messages are delayed or recorded, to produce an unauthorized effect.

**Denial of service** – Prevents or inhibits the normal use or management of communication facilities. Another form of service denial is the disruption of an entire network, either by disabling the network or overloading it with messages so as to degrade performance.

It is quite difficult to prevent active attacks absolutely, because to do so would require physical protection of all communication facilities and paths at all times. Instead, the goal is to detect them and to recover from any disruption or delays caused by them.

## Symmetric and public key algorithms

Encryption/Decryption methods fall into two categories.

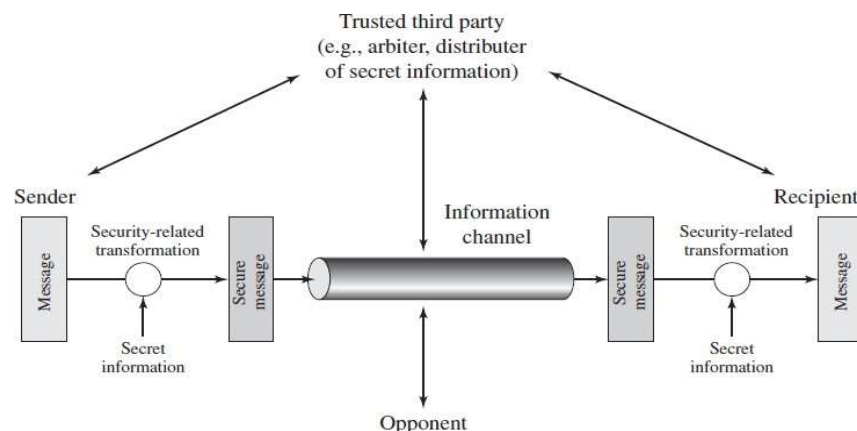
Symmetric key

Public key

In symmetric key algorithms, the encryption and decryption keys are known both to sender and receiver. The encryption key is shared and the decryption key is easily calculated from it. In many cases, the encryption and decryption keys are the same.

In public key cryptography, encryption key is made public, but it is computationally infeasible to find the decryption key without the information known to the receiver.

### A MODEL FOR NETWORK SECURITY



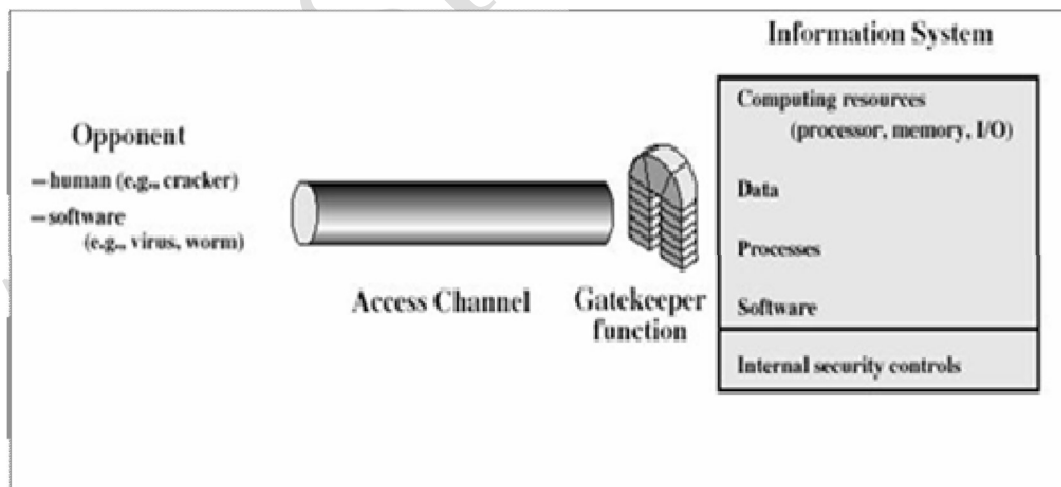


A message is to be transferred from one party to another across some sort of internet. The two parties, who are the principals in this transaction, must cooperate for the exchange to take place. A logical information channel is established by defining a route through the internet from source to destination and by the cooperative use of communication protocols (e.g., TCP/IP) by the two principals.

**Using this model requires us to:**

- design a suitable algorithm for the security transformation
- generate the secret information (keys) used by the algorithm
- develop methods to distribute and share the secret information
- specify a protocol enabling the principals to use the transformation and secret information for a security service

### MODEL FOR NETWORK ACCESS SECURITY



**Using this model requires us to:**

- select appropriate gatekeeper functions to identify users
- implement security controls to ensure only authorized users access designated information or resources
- **Trusted computer systems can be used to implement this model**

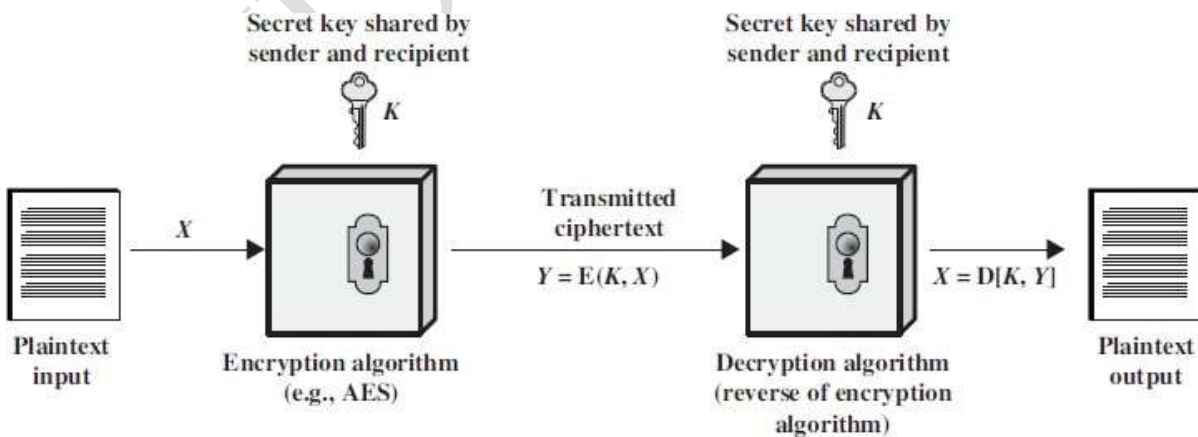
## CONVENTIONAL ENCRYPTION

- Referred conventional / private-key / single-key
- Sender and recipient share a common key

All classical encryption algorithms are private-key was only type prior to invention of public-key in 1970“**plaintext** - the original message

Some basic terminologies used:

- **cipher text** - the coded message
- **Cipher** - algorithm for transforming plaintext to cipher text
- **Key** - info used in cipher known only to sender/receiver
- **encipher (encrypt)** - converting plaintext to cipher text
- **decipher (decrypt)** - recovering cipher text from plaintext
- **Cryptography** - study of encryption principles/methods
- **Cryptanalysis (code breaking)** - the study of principles/ methods of deciphering cipher text *without* knowing key
- **Cryptology** - the field of both cryptography and cryptanalysis



Here the original message, referred to as plaintext, is converted into apparently random nonsense, referred to as cipher text. The encryption process consists of an algorithm and a key. The key is a value independent of the plaintext. Changing the key changes the output of the algorithm. Once the cipher text is produced, it may be transmitted. Upon reception, the cipher text can be transformed back to the original plaintext by using a decryption algorithm and the same key that was used for encryption. The security depends on several factors. First, the encryption algorithm must be powerful enough that it is impractical to decrypt a message on the basis of cipher text alone. Beyond that, the security depends on the secrecy of the key, not the secrecy of the algorithm.

- **Two requirements for secure use of symmetric encryption:**

- A strong encryption algorithm
- A secret key known only to sender / receiver

$$Y = EK(X)$$

$$X = DK(Y)$$

- **assume encryption algorithm is known**
- **implies a secure channel to distribute key**

A source produces a message in plaintext,  $X = [X_1, X_2 \dots X_M]$  where  $M$  are the number of letters in the message. A key of the form  $K = [K_1, K_2 \dots K_J]$  is generated. If the key is generated at the source, then it must be provided to the destination by means of some secure channel.

With the message  $X$  and the encryption key  $K$  as input, the encryption algorithm forms the cipher text  $Y = [Y_1, Y_2, Y_N]$ . This can be expressed as

$$Y = EK(X)$$

The intended receiver, in possession of the key, is able to invert the transformation:

$$X = DK(Y)$$

An opponent, observing  $Y$  but not having access to  $K$  or  $X$ , may attempt to recover  $X$  or  $K$  or both. It is assumed that the opponent knows the encryption and decryption algorithms.

If the opponent is interested in only this particular message, then the focus of effort is to recover X by generating a plaintext estimate. Often if the opponent is interested in being able to read future messages as well, in which case an attempt is made to recover K by generating an estimate.

## CLASSICAL ENCRYPTION TECHNIQUES

There are two basic building blocks of all encryption techniques: substitution and transposition.

### SUBSTITUTION TECHNIQUES

A substitution technique is one in which the letters of plaintext are replaced by other letters or by numbers or symbols. If the plaintext is viewed as a sequence of bits, then substitution involves replacing plaintext bit patterns with cipher text bit patterns.

#### Caesar cipher (or) shift cipher

The earliest known use of a substitution cipher and the simplest was by Julius Caesar. The Caesar cipher involves replacing each letter of the alphabet with the letter standing 3 places further down the alphabet.

e.g., plain text : pay more money

Cipher text: SDB PRUH PRQHB

Note that the alphabet is wrapped around, so that letter following „z“ is „a“.

For each plaintext letter p, substitute the cipher text letter c such that

$$C = E(p) = (p+3) \bmod 26$$

A shift may be any amount, so that general Caesar algorithm is

$$C = E(p) = (p+k) \bmod 26$$

Where k takes on a value in the range 1 to 25. The decryption algorithm is simply

$$P = D(C) = (C-k) \bmod 26$$

#### Playfair cipher

The best known multiple letter encryption cipher is the playfair, which treats digrams in the plaintext as single units and translates these units into cipher text digrams. The playfair

algorithm is based on the use of 5x5 matrix of letters constructed using a keyword. Let the keyword be „monarchy“. The matrix is constructed by filling in the letters of the keyword (minus duplicates) from left to right and from top to bottom, and then filling in the remainder of the matrix with the remaining letters in alphabetical order.

The letter „i“ and „j“ count as one letter. Plaintext is encrypted two letters at a time According to the following rules:

Repeating plaintext letters that would fall in the same pair are separated with a Filler letter such as „x“.

Plaintext letters that fall in the same row of the matrix are each replaced by the letter to the right, with the first element of the row following the last.

Plaintext letters that fall in the same column are replaced by the letter beneath, with the top element of the column following the last.

Otherwise, each plaintext letter is replaced by the letter that lies in its own row And the column occupied by the other plaintext letter.

M	O	N	A	R
C	H	Y	B	D
E	F	G	I/J	K
L	P	Q	S	T
U	V	W	X	Z

Plaintext = meet me at the school house

Splitting two letters as a unit => me et me at th es ch o x ol ho us ex

Corresponding cipher text => CL KL CL RS PD IL HY AV MP HF XL IU

### **Strength of playfair cipher**

Playfair cipher is a great advance over simple mono alphabetic ciphers.

Since there are 26 letters,  $26 \times 26 = 676$  diagrams are possible, so identification of individual diagram is more difficult.

#### **1.15.1.3 Polyalphabetic ciphers**

Another way to improve on the simple monoalphabetic technique is to use different monoalphabetic substitutions as one proceeds through the plaintext message. The general name for this approach is polyalphabetic cipher. All the techniques have the following features in common.

A set of related monoalphabetic substitution rules are used

A key determines which particular rule is chosen for a given transformation.

## Vigenere cipher

In this scheme, the set of related monoalphabetic substitution rules consisting of 26 caesar ciphers with shifts of 0 through 25. Each cipher is denoted by a key letter. e.g., Caesar cipher with a shift of 3 is denoted by the key value 'd' (since a=0, b=1, c=2 and so on). To aid in understanding the scheme, a matrix known as vigenere tableau is

Constructed

Each of the 26 ciphers is laid out horizontally, with the key letter for each cipher to its left. A normal alphabet for the plaintext runs across the top. The process of

	PLAIN TEXT															
K		a	b	c	d	e	f	g	h	i	j	k	...	x	y	z
E	a	A	B	C	D	E	F	G	H	I	J	K	...	X	Y	Z
Y	b	B	C	D	E	F	G	H	I	J	K	L	...	Y	Z	A
L	c	C	D	E	F	G	H	I	J	K	L	M	...	Z	A	B
	d	D	E	F	G	H	I	J	K	L	M	N	...	A	B	C
E	e	E	F	G	H	I	J	K	L	M	N	O	...	B	C	D
T	f	F	G	H	I	J	K	L	M	N	O	P	...	C	D	E
T	g	G	H	I	J	K	L	M	N	O	P	Q	...	D	E	F
E	:	:	:	:	:	:	:	:	:	:	:	:	...	:	:	:
R	:	:	:	:	:	:	:	:	:	:	:	:		:	:	:
S	x	X	Y	Z	A	B	C	D	E	F	G	H	...			W
	y	Y	Z	A	B	C	D	E	F	G	H	I	...			X
	z	Z	A	B	C	D	E	F	G	H	I	J	...			Y

Encryption is simple: Given a key letter X and a plaintext letter y, the cipher text is at the intersection of the row labeled x and the column labeled y; in this case, the ciphertext is V.

To encrypt a message, a key is needed that is as long as the message. Usually, the key is a repeating keyword.

e.g., key = `deceptivedeceptivedeceptive` PT = `wearediscoveredsaveyourself` CT = `ZICVTWQNGRZGVTWAVZHCQYGLMGJ`

Decryption is equally simple. The key letter again identifies the row. The position of the cipher text letter in that row determines the column, and the plaintext letter is at the top of that column.

#### Strength of Vigenere cipher

- o There are multiple cipher text letters for each plaintext letter.
- o Letter frequency information is obscured.

### **One Time Pad Cipher**

It is an unbreakable cryptosystem. It represents the message as a sequence of 0s and 1s. this can be accomplished by writing all numbers in binary, for example, or by using ASCII. The key is a random sequence of 0's and 1's of same length as the message. Once a key is used, it is discarded and never used again. The system can be expressed as

Follows:

$C_i = P_i \oplus K_i$   $C_i$  -  $i^{\text{th}}$  binary digit of cipher text  $P_i$  -  $i^{\text{th}}$  binary digit of plaintext  $K_i$  -  $i^{\text{th}}$  binary digit of key

Exclusive OR operation

Thus the cipher text is generated by performing the bitwise XOR of the plaintext and the key.

Decryption uses the same key. Because of the properties of XOR, decryption simply involves the same bitwise operation:

$$P_i = C_i \oplus K_i$$

e.g., plaintext = `0 0 1 0 1 0 0 1`

Key = `1 0 1 0 1 1 0 0`

----- ciphertext = 1 0 0 0 0 1 0 1

#### Advantage:

Encryption method is completely unbreakable for a ciphertext only attack.

#### Disadvantages

It requires a very long key which is expensive to produce and expensive to transmit.

Once a key is used, it is dangerous to reuse it for a second message; any knowledge on the first message would give knowledge of the second.

## TRANSPOSITION TECHNIQUES

All the techniques examined so far involve the substitution of a cipher text symbol for a plaintext symbol. A very different kind of mapping is achieved by performing some sort of permutation on the plaintext letters. This technique is referred to as a transposition cipher.

### Rail fence

is simplest of such cipher, in which the plaintext is written down as a sequence of diagonals and then read off as a sequence of rows.

Plaintext = meet at the school house

To encipher this message with a rail fence of depth 2, we write the message as follows:

m e a t e c o l o s

e t t h s h o h u e

The encrypted message is

MEATECOLOSETTHSHOHUE

### Row Transposition Ciphers-

A more complex scheme is to write the message in a rectangle, row by row, and read the message off, column by column, but permute the order of the columns. The order of columns then becomes the key of the algorithm.

e.g., plaintext = meet at the school house

Key = 4 3 1 2 5 6 7

PT = m e e t a t t



h	e	s	c	h	o	o
l	h	o	u	s	e	

CT = ESOTCUEEHMHLAHSTOETO

A pure transposition cipher is easily recognized because it has the same letter frequencies as the original plaintext. The transposition cipher can be made significantly more secure by performing more than one stage of transposition. The result is more complex permutation that is not easily reconstructed.

## Feistel cipher structure

The input to the encryption algorithm are a plaintext block of length  $2w$  bits and a key  $K$ . the plaintext block is divided into two halves  $L_0$  and  $R_0$ . The two halves of the data pass through „ $n$ “ rounds of processing and then combine to produce the ciphertext block. Each round „ $i$ “ has inputs  $L_{i-1}$  and  $R_{i-1}$ , derived from the previous round, as well as the subkey  $K_i$ , derived from the overall key  $K$ . in general, the subkeys  $K_i$  are different from  $K$  and from each other.

All rounds have the same structure. A substitution is performed on the left half of the data (as similar to S-DES). This is done by applying a round function  $F$  to the right half of the data and then taking the XOR of the output of that function and the left half of the data. The round function has the same general structure for each round but is parameterized by the round sub key  $k_i$ . Following this substitution, a permutation is performed that consists of the interchange of the two halves of the data. This structure is a particular form of the substitution-permutation network. The exact realization of a Feistel network depends on the choice of the following parameters and design features:

**Block size** - Increasing size improves security, but slows cipher

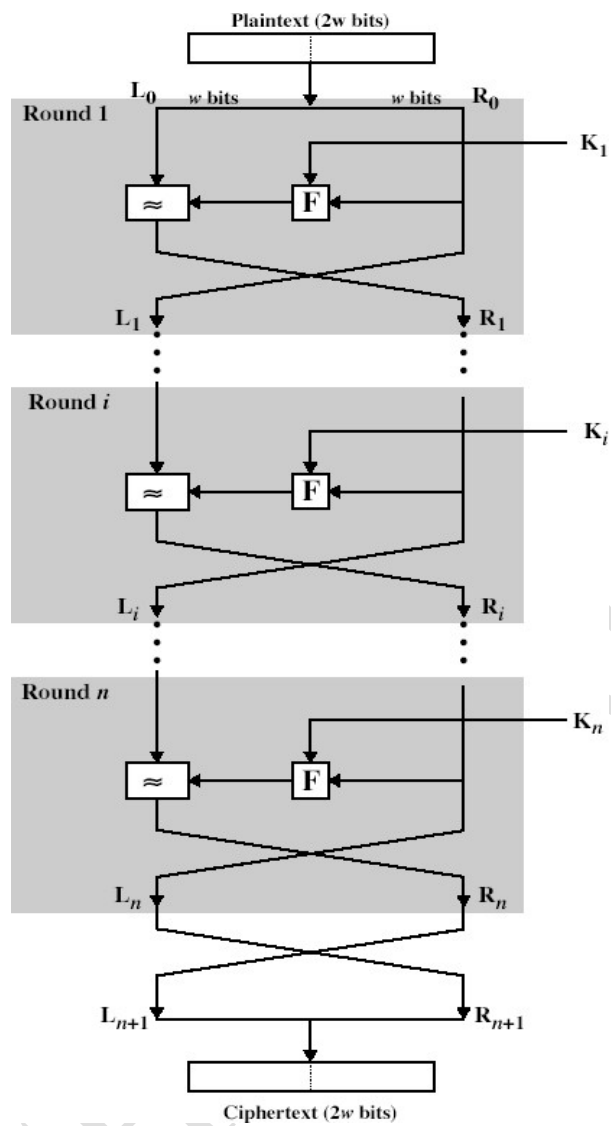
**Key size** - Increasing size improves security, makes exhaustive key searching harder, but may slow cipher

**Number of rounds** - Increasing number improves security, but slows cipher

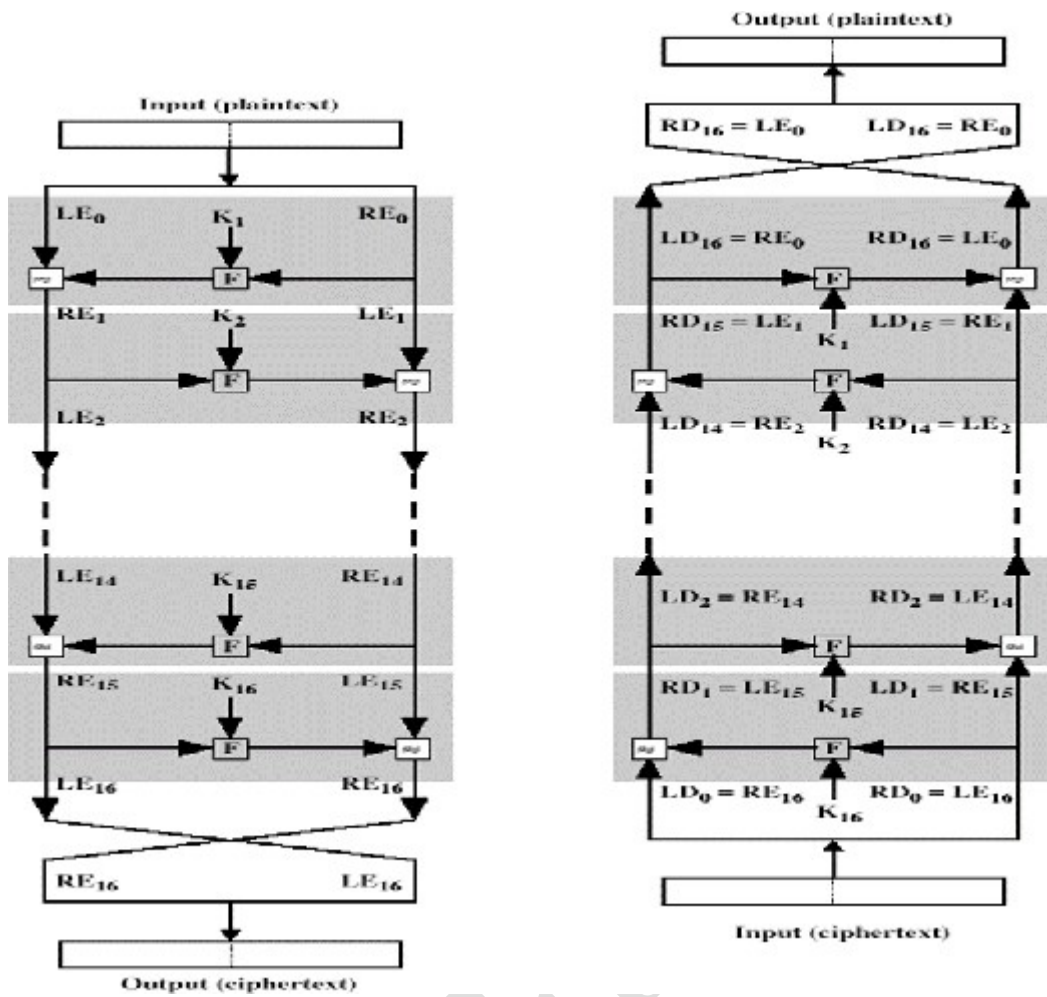
**Subkey generation** - Greater complexity can make analysis harder, but slows cipher

**Round function** - Greater complexity can make analysis harder, but slows cipher

**Fast software en/decryption & ease of analysis** - are more recent concerns for practical use and testing.



**Fig: Classical Feistel Network**



**Fig: Feistel encryption and decryption**

The process of decryption is essentially the same as the encryption process. The rule is as follows: use the cipher text as input to the algorithm, but use the subkey  $k_i$  in reverse order. i.e.,  $k_n$  in the first round,  $k_{n-1}$  in second round and so on. For clarity, we use the notation  $LE_i$  and  $RE_i$  for data traveling through the decryption algorithm. The diagram below indicates that, at each round, the intermediate value of the decryption process is same (equal) to the corresponding value of the encryption process with two halves of the value swapped.

i.e.,  $RE_i \parallel LE_i$  (or) equivalently  $RD_{16-i} \parallel LD_{16-i}$

After the last iteration of the encryption process, the two halves of the output are swapped, so that the cipher text is  $RE_{16} \parallel LE_{16}$ . The output of that round is the cipher text. Now take the cipher text and use it as input to the same algorithm. The input to the first round is  $RE_{16} \parallel LE_{16}$ , which is equal to the 32-bit swap of the output of the sixteenth round of the encryption process.

Now we will see how the output of the first round of the decryption process is equal to a 32-bit swap of the input to the sixteenth round of the encryption process. First consider the encryption process,

$$LE_{16} = RE_{15}$$

$$RE_{16} = LE_{15} \oplus F(RE_{15}, K_{16})$$

$$LD_1 = RD_0 = LE_{16} = RE_{15}$$

$$RD_1 = LD_0 \oplus F(RD_0, K_{16})$$

$$= RE_{16} \oplus F(RE_{15}, K_{16})$$

$$= [LE_{15} \oplus F(RE_{15}, K_{16})] \oplus F(RE_{15}, K_{16})$$

$$= LE_{15}$$

$$\text{Therefore, } LD_1 = RE_{15}$$

$RD_1 = LE_{15}$  In general, for the  $i^{\text{th}}$  iteration of the encryption algorithm,  $LE_i = RE_{i-1}$

$$RE_i = LE_{i-1} \oplus F(RE_{i-1}, K_i)$$

Finally, the output of the last round of the decryption process is  $RE_0 \parallel LE_0$ . A 32-bit swap recovers the original plaintext.

## BLOCK CIPHER PRINCIPLES

Virtually, all symmetric block encryption algorithms in current use are based on a structure referred to as Feistel block cipher. For that reason, it is important to examine the design principles of the Feistel cipher. We begin with a **comparison of stream cipher with block cipher**.

- A **stream cipher** is one that encrypts a digital data stream one bit or one byte at a time. E.g, vigenere cipher. A **block cipher** is one in which a block of plaintext is treated as a whole and used to produce a cipher text block of equal length. Typically a block size of 64 or 128 bits is used.

## Block cipher principles

- most symmetric block ciphers are based on a **Feistel Cipher Structure** needed since must be able to **decrypt** ciphertext to recover messages efficiently. block ciphers look like an extremely large substitution
- would need table of 264 entries for a 64-bit block
- Instead create from smaller building blocks
- using idea of a product cipher in 1949 Claude Shannon introduced idea of substitution-permutation (S-P) networks called modern substitution-transposition product cipher these form the basis of modern block ciphers
- S-P networks are based on the two primitive cryptographic operations we have seen before:
  - *substitution* (S-box)
  - *permutation* (P-box)
  - provide *confusion* and *diffusion* of message
  - **diffusion** – dissipates statistical structure of plaintext over bulk of ciphertext
- **confusion** – makes relationship between ciphertext and key as complex as possible

## DATA ENCRYPTION STANDARD (DES)

In May 1973, and again in Aug 1974 the NBS (now NIST) called for possible encryption algorithms for use in unclassified government applications response was mostly disappointing, however IBM submitted their Lucifer design following a period of redesign and comment it became the Data Encryption Standard (DES)

it was adopted as a (US) federal standard in Nov 76, published by NBS as a hardware only scheme in Jan 77 and by ANSI for both hardware and software standards in ANSI X3.92-1981 (also X3.106-1983 modes of use) subsequently it has been widely adopted and is now published in many standards around the world cf Australian Standard AS2805.5-1985

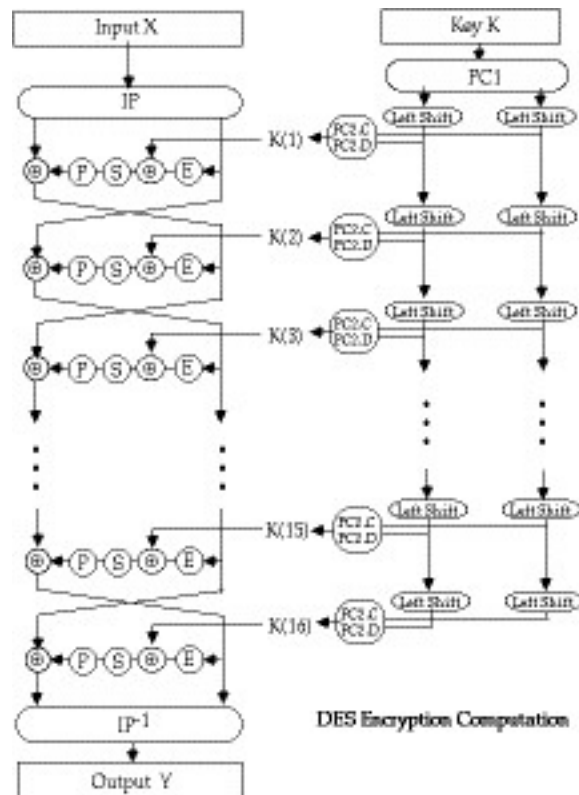
one of the largest users of the DES is the banking industry, particularly with EFT, and EFTPOS

it is for this use that the DES has primarily been standardized, with ANSI having twice reconfirmed its recommended use for 5 year periods - a further extension is not expected however although the standard is public, the design criteria used are classified and have yet to be released there has been considerable controversy over the design, particularly in the choice of a 56-bit key

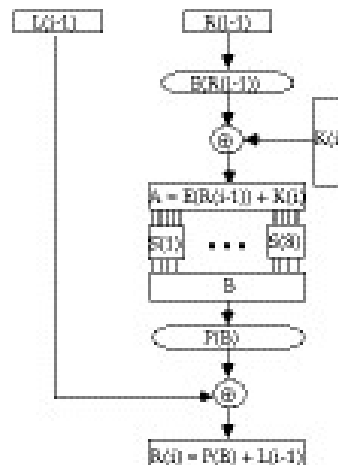
- recent analysis has shown despite this that the choice was appropriate, and that DES is well designed
- rapid advances in computing speed though have rendered the 56 bit key susceptible to exhaustive key search, as predicted by Diffie & Hellman

- the DES has also been theoretically broken using a method called Differential Cryptanalysis, however in practice this is unlikely to be a problem (yet)

### Overview of the DES Encryption Algorithm



- the basic process in enciphering a 64-bit data block using the DES consists of:
  - an initial permutation (IP)
  - 16 rounds of a complex key dependent calculation  $f$
  - a final permutation, being the inverse of IP
- in more detail the 16 rounds of  $f$  consist of:



- this can be described functionally as

$$L(i) = R(i-1)$$

$$R(i) = L(i-1) (+) P(S( E(R(i-1)) (+) K(i) ))$$

and forms one round in an S-P network

- the subkeys used by the 16 rounds are formed by the **key schedule** which consists of:
  - an initial permutation of the key (PC1) which selects 56-bits in two 28-bit halves
  - 16 stages consisting of
  - selecting 24-bits from each half and permuting them by PC2 for use in function f,
  - rotating each half either 1 or 2 places depending on the **key rotation schedule** KS
- this can be described functionally as:

$$K(i) = PC2(KS(PC1(K), i))$$

- the **key rotation schedule** KS is specified as:

Round	1	2	3	4	5	6	7	8	9	10	11	12	13	14	15	16
KS	1	1	2	2	2	2	2	2	1	2	2	2	2	2	2	1
Total Rot	1	2	4	6	8	10	12	14	15	17	19	21	23	25	27	28

- more details on the various DES functions can be found in your textbooks
- following is a walk-through of a DES encryption calculation taken from:  
H Katzan, "The Standard Data Encryption Algorithm", Petrocelli Books, New York, 1977

## DES Modes of Use

- DES encrypts 64-bit blocks of data, using a 56-bit key
- we need some way of specifying how to use it in practise, given that we usually have an arbitrary amount of information to encrypt
- the way we use a block cipher is called its **Mode of Use** and four have been defined for the DES by ANSI in the standard: ANSI X3.106-1983 Modes of Use)
- modes are either:

### Block Modes

Splits messages in blocks (ECB, CBC)

### Electronic Codebook Book (ECB)

- Where the message is broken into independent 64-bit blocks which are encrypted

$$C\_i = DES\_K1(P\_i)$$

### Cipher Block Chaining (CBC)

Again the message is broken into 64-bit blocks, but they are linked together in the encryption operation with an IV  $C_{(i)} = DES_{(K1)} (P_{(i)} \oplus C_{(i-1)})$   $C_{(-1)} = IV$

## Stream Modes

On bit stream messages (CFB, OFB)

### Cipher Feedback (CFB)

- Where the message is treated as a stream of bits, added to the output of the DES, with the result being feedback for the next stage

$$C_{(i)} = P_{(i)} \oplus DES_{(K1)} (C_{(i-1)}) \quad C_{(-1)} = IV$$

### Output Feedback (OFB)

- Where the message is treated as a stream of bits, added to the message, but with the feedback being independent of the message

$$C_{(i)} = P_{(i)} \oplus O_{(i)} \quad O_{(i)} = DES_{(K1)} (O_{(i-1)}) \quad O_{(-1)} = IV$$

- each mode has its advantages and disadvantages

## Limitations of Various Modes

### ECB

- repetitions in message can be reflected in ciphertext
  - if aligned with message block
  - particularly with data such graphics
  - or with messages that change very little, which become a code-book analysis problem
- weakness is because enciphered message blocks are independent of each other



Block	Plaintext	Ciphertext
1	T H E Y   C A N	60 99 46 42 52 82 22 49
2	H A V E   S E	FF BF BC 77 8B BB F2 06
3	V E R A L   A C	0D 4D 86 DE B6 CD 92 5D
4	T I V E   P E R	99 63 A8 OF 32 D3 E7 E9
5	M A N E N T   V	10 49 1F 3B DE 67 21 B7
6	I R T U A L   C	BD 2D 6D 61 42 08 C7 B8
7	I R C U I T S	19 F1 01 A4 89 6A AE 4C
8	A N D / O R   V	84 DB CC EC 35 1B 58 9C
9	I R T U A L   C	BD 2D 6D 61 42 08 C7 B8
10	A L L S   A T	D4 3C D4 5A 9E 0B A5 ED
11	T H E   S A M E	84 52 01 AC 2D FE 98 3A
12	T I M E .	89 F1 89 E9 DB CC CB BB
Key		01 23 45 67 89 AB CD EF

Fig. 4.1 A weakness in ECB encipherment

## CBC

- use result of one encryption to modify input of next
- hence each ciphertext block is dependent on **all** message blocks before it
- thus a change in the message affects the ciphertext block after the change as well as the original block

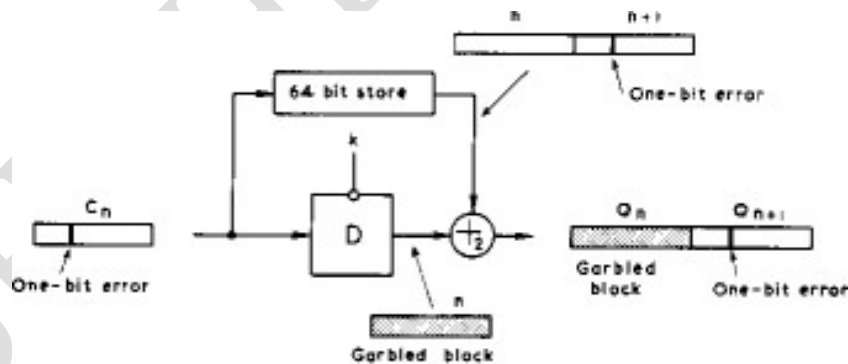


Fig. 4.5 One-bit error in cipher block chaining

- to start need an **Initial Value (IV)** which must be known by both sender and receiver
- however if IV is sent in the clear, an attacker can change bits of the first block, and change IV to compensate
- hence either IV must be a fixed value (as in EFTPOS) or it must be sent encrypted in ECB mode before rest of message

- also at the end of the message, have to handle a possible last short block
- either pad last block (possible with count of pad size), or use some fiddling to double up last two blocks
- see Davies for examples

## CFB

- when data is bit or byte oriented, want to operate on it at that level, so use a stream mode
- the block cipher is use in **encryption** mode at **both** ends, with input being a feed-back copy of the ciphertext
- can vary the number of bits feed back, trading off efficiency for ease of use
- again errors propagate for several blocks after the error

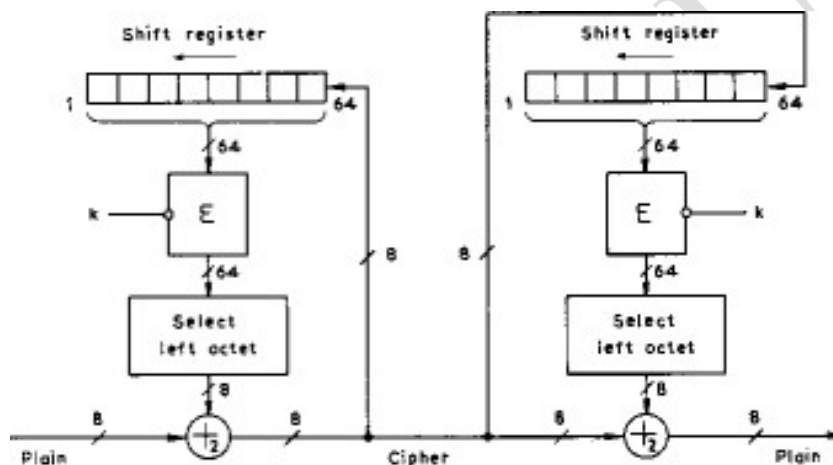


Fig. 4.7 8-bit cipher feedback

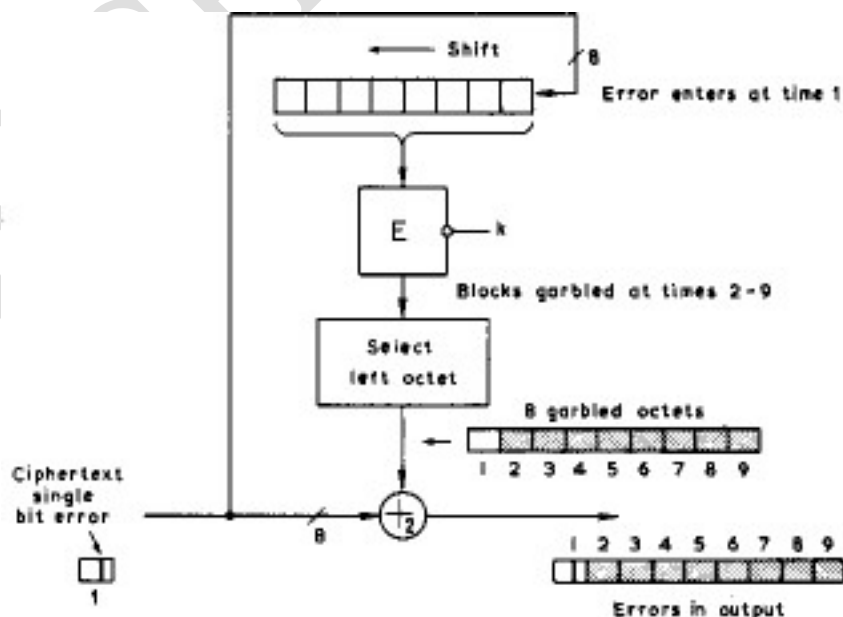


Fig. 4.8 One-bit error in 8-bit cipher feedback

## OFB

- also a stream mode, but intended for use where the error feedback is a problem, or where the encryptions want to be done before the message is available
- is superficially similar to CFB, but the feedback is from the output of the block cipher and is independent of the message, a variation of a Vernam cipher
- again an IV is needed
- sender and receiver must remain in sync, and some recovery method is needed to ensure this occurs
- although originally specified with varying  $m$ -bit feedback in the standards, subsequent research has shown that only **64-bit OFB** should ever be used (and this is the most efficient use anyway), see

D Davies, G Parkin, "The Average Cycle Size of the Key Stream in Output Feedback Encipherment" in Advances in Cryptology - Crypto 82, Plenum Press, 1982, pp97-98

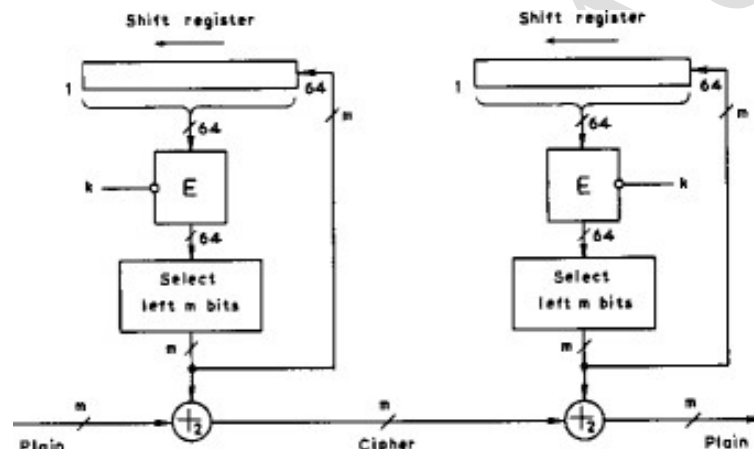


Fig. 4.12  $m$ -bit output feedback

## DES Weak Keys

- with many block ciphers there are some keys that should be avoided, because of reduced cipher complexity
- these keys are such that the same sub-key is generated in more than one round, and they include:

### Weak Keys

- the same sub-key is generated for every round
- DES has 4 weak keys

### Semi-Weak Keys

- only two sub-keys are generated on alternate rounds
- DES has 12 of these (in 6 pairs)

## Demi-Semi Weak Keys

- have four sub-keys generated
- none of these cause a problem since they are a tiny fraction of all available keys
- however they **MUST** be avoided by any key generation program

## DES Design Principles

Although the standard for DES is public, the design criteria used are classified and have yet to be released. some information is known, and more has been deduced

L P Brown, "A Proposed Design for an Extended DES", in Computer Security in the Age of Information, W. J. Caelli (ed), North-Holland, pp 9-22, 1989

L P Brown, J R Seberry, "On the Design of Permutation Boxes in DES Type Cryptosystems", in Advances in Cryptology - Eurocrypt '89, Lecture Notes in Computer Science, vol 434, pp 696-705, J.J. Quisquater, J. Vanderwalle (eds), Springer-Verlag, Berlin, 1990.

L P Brown and J R Seberry, "Key Scheduling in DES Type Cryptosystems," in Advances in Cryptology - Auscrypt '90, Lecture Notes in Computer Science, vol 453, pp 221-228, J. Seberry, J. Pieprzyk (eds), Springer-Verlag, Berlin, 1990.

will briefly overview the basic results, for more detailed analyses see the above papers

## DES S-Box Design Criteria

Each S-box may be considered as four substitution functions

- these 1-1 functions map inputs 2,3,4,5 onto output bits
- a particular function is selected by bits 1,6
- this provides an **autoclave feature**

## DES Design Criteria

- there were 12 criterion used, resulting in about 1000
- possible S-Boxes, of which the implementers chose 8
- these criteria are **CLASSIFIED SECRET**
- however, some of them have become known
- The following are design criterion:

R1: Each row of an S-box is a permutation of 0 to 15

R2: No S-Box is a linear or affine function of the input

R3: Changing one input bit to an S-box results in changing at least two output bits

R4:  $S(x)$  and  $S(x+001100)$  must differ in at least 2 bits

- The following are said to be caused by design criteria

R5:  $S(x) \oplus S(x+11ef00)$  for any choice of  $e$  and  $f$

R6: The S-boxes were chosen to minimize the difference between the number of 1's and 0's in any S-box output when any single input is held constant

R7: The S-boxes chosen require significantly more minterms than a random choice would require

Meyer Tables 3-17, 3-18

### DES Permutation Tables

- there are 5 Permutations used in DES:
  - **IP** and **IP<sup>(-1)</sup>**, **P**, **E**, **PC1**, **PC2**
- their design criteria are CLASSIFIED SECRET
- it has been noted that **IP** and **IP<sup>(-1)</sup>** and **PC1** serve no cryptological function when DES is used in ECB or CBC modes, since searches may be done in the space generated after they have been applied
- **E**, **P**, and **PC2** combined with the S-Boxes must supply the required dependence of the output bits on the input bits and key bits (**avalanche** and **completeness** effects)

### Ciphertext Dependence on Input and Key

- the role of **P**, **E**, and **PC2** is distribute the outputs of the S-boxes so that each output bit becomes a function of all the input bits in as few rounds as possible
- Carl Meyer (in Meyer 1978, or Meyer & Matyas 1982) performed this analysis on the current DES design

### Ciphertext dependence on Plaintext

- define **G<sub>(i,j)</sub>** a 64\*64 array which shows the dependence of output bits  $X(j)$  on input bits  $X(i)$
- examine **G<sub>(0,j)</sub>** to determine how fast complete dependence is achieved
- to build **G<sub>(0,1)</sub>** use the following
$$L(i) = R(i-1)$$
$$R(i) = L(i-1) (+) f(K(i), R(i-1))$$
- DES P reaches complete dependence after 5 rounds
- [\[1\]](#)

### Ciphertext dependence on Key

- Carl Meyer also performed this analysis

- define  $F_{(i,j)}$  a 64\*56 array which shows the dependence of output bits  $X(j)$  on key bits  $U(i)$  (after PC1 is used)
- examine  $F_{(0,j)}$  to determine how fast complete dependence is achieved
- DES PC2 reaches complete dependence after 5 rounds

### Key Scheduling and PC2

- Key Schedule
  - is a critical component in the design
  - must provide different keys for each round otherwise security may be compromised (see Grossman & Tuckerman 1978)
  - current scheme can result in weak keys which give the same, 2 or 4 keys over the 16 rounds
- Key Schedule and PC-2 Design
  - is performed in two 28-bit independent halves
  - C-side provides keys to S-boxes 1 to 4
  - D-side provides keys to S-boxes 5 to 8
  - the rotations are used to present different bits of the key for selection on successive rounds
  - PC-2 selects key-bits and distributes them over the S-box inputs

### Possible Techniques for Improving DES

- multiple enciphering with DES
- extending DES to 128-bit data paths and 112-bit keys
- extending the Key Expansion calculation

### Triple DES

- DES variant
- standardised in ANSI X9.17 & ISO 8732 and in PEM for key management
- proposed for general EFT standard by ANSI X9
- backwards compatible with many DES schemes
- uses 2 or 3 keys

$$C = \text{DES}_{(K1)} \text{Bbc} \{ (\text{DES}^{(-1)}_{(K2)} \text{Bbc} \{ (\text{DES}_{(K1)}(P))) \}$$

- no known practical attacks

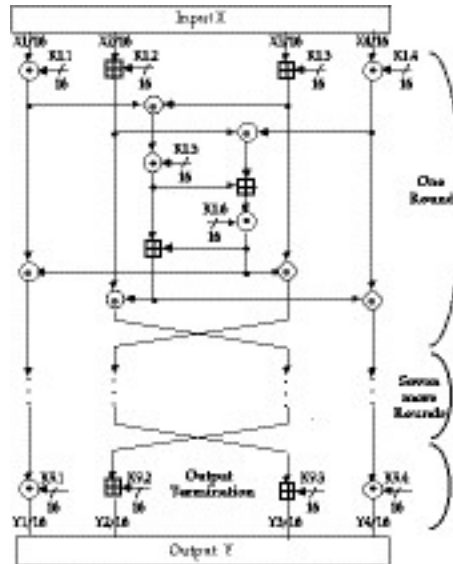
- brute force search impossible
- meet-in-the-middle attacks need  $2^{56}$  PC pairs per key
- popular current alternative

## **IDEA (IPES)**

- developed by James Massey & Xuejia Lai at ETH originally in Zurich in 1990, then called IPES :
- Name changed to IDEA in 1992
- encrypts 64-bit blocks using a 128-bit key
- based on mixing operations from different (incompatible) algebraic groups (XOR, Addition mod  $2^{16}$  , Multiplication mod  $2^{16} + 1$ )
- all operations are on 16-bit sub-blocks, with no permutations used, hence its very efficient in s/w
- IDEA is patented in Europe & US, however non-commercial use is freely permitted
- used in the public domain PGP secure email system (with agreement from the patent holders)
- currently no attack against IDEA is known (it appears secure against differential cryptanalysis), and its key is too long for exhaustive search

## **Overview of IDEA**

- IDEA encryption works as follows:
  - the 64-bit data block is divided by 4 into:  $X_{(1)}$  ,  $X_{(2)}$  ,  $X_{(3)}$  ,  $X_{(4)}$
  - in each of eight the sub-blocks are XORd, added, multiplied with one another and with six 16-bit sub-blocks of key material, and the second and third sub-blocks are swapped
  - finally some more key material is combined with the sub-blocks



- IDEA sub-keys
  - the encryption keying material is obtained by splitting the 128-bits of key into eight 16-bit sub-keys, once these are used the key is rotated by 25-bits and broken up again etc
  - the decryption keying material is a little more complex, since inverses of the sub-blocks need to be calculated
- the keys used may be summarised as follows:

Round	Encryption Keys	Decryption Keys
1	K1.1 K1.2 K1.3 K1.4 K1.5 K1.6	K9.1-1 -K9.2 -K9.3 K9.4-1 K8.5
	K8.6	
2	K2.1 K2.2 K2.3 K2.4 K2.5 K2.6	K8.1-1 -K8.3 -K8.2 K8.4-1 K7.5
	K7.6	
3	K3.1 K3.2 K3.3 K3.4 K3.5 K3.6	K7.1-1 -K7.3 -K7.2 K7.4-1 K6.5
	K6.6	
4	K4.1 K4.2 K4.3 K4.4 K4.5 K4.6	K6.1-1 -K6.3 -K6.2 K6.4-1 K5.5
	K5.6	
5	K5.1 K5.2 K5.3 K5.4 K5.5 K5.6	K5.1-1 -K5.3 -K5.2 K5.4-1 K4.5
	K4.6	
6	K6.1 K6.2 K6.3 K6.4 K6.5 K6.6	K4.1-1 -K4.3 -K4.2 K4.4-1 K3.5
	K3.6	
7	K7.1 K7.2 K7.3 K7.4 K7.5 K7.6	K3.1-1 -K3.3 -K3.2 K3.4-1 K2.5
	K2.6	
8	K8.1 K8.2 K8.3 K8.4 K8.5 K8.6	K2.1-1 -K2.3 -K2.2 K2.4-1 K1.5
	K1.6	
Output	K9.1 K9.2 K9.3 K9.4	K1.1-1 -K1.2 -K1.3 K1.4-1

where:  $K1.1^{-1}$  is the multiplicative inverse mod  $2^{16} + 1$

$-K1.2$  is the additive inverse mod  $2^{16}$  and the original operations are:

(+) bit-by-bit XOR + additional mod  $2^{16}$  of 16-bit integers



\* Multiplication mod  $2^{16} + 1$  (where 0 means  $2^{16}$ )

### IDEA Example Encryption

#      Key (128-bits)      Plain (64-bit)      Cipher (64-bit)  
7ca110454a1a6e5701a1d6d039776742 690f5b0d9a26939b 1bddb24214237ec7  
idea(X=690f 5b0d 9a26 939b)  
r=1, X=690f 5b0d 9a26 939b, SK=7ca1 1045 4a1a 6e57 01a1 d6d0  
  steps=234a 6b52 e440 840f c70a ef5d 3606 2563 0311 3917 205b e751 5245 bd18  
r=2, X=205b e751 5245 bd18, SK=3977 6742 8a94 34dc ae03 43ad  
  steps=460a 4e93 dcd9 3995 9ad3 7706 d13d 4843 4b2d 1c6a 0d27 97f4 52f9 25ff  
r=3, X=0d27 97f4 52f9 25ff, SK=a072 eece 84f9 4220 b95c 0687  
  steps=3320 86c2 d7f2 7410 e4d2 f2d2 57cb 4a9d 04e4 5caf 37c4 d316 da6d 28bf  
r=4, X=37c4 d316 da6d 28bf, SK=5b40 e5dd 9d09 f284 4115 2869  
  steps=8920 b8f3 7776 69e3 fe56 d110 7266 4376 10c0 8326 99e0 67b6 3bd5 eac5  
r=5, X=99e0 67b6 3bd5 eac5, SK=0eb6 81cb bb3a 13e5 0882 2a50  
  steps=9c69 e981 f70f 8efb 6b66 677a b63b 1db5 f5a8 abe3 69c1 02a7 4262 2518  
r=6, X=69c1 02a7 4262 2518, SK=d372 b80d 9776 7427 ca11 0454  
  steps=d39a bab4 d9d8 75d4 0a42 cf60 ba4a 89aa d175 8bbf 02ef 08ad 310b fe6b  
r=7, X=02ef 08ad 310b fe6b, SK=a1a6 e570 1a1d 6d03 4f94 2208  
  steps=3420 ee1d 4b28 1deb 7f08 f3f6 c124 b51a 04bd c5e1 309d 4f95 2bfc d80a  
r=8, X=309d 4f95 2bfc d80a, SK=a943 4dca e034 3ada 072e ece8  
  steps=3df3 9d5f 0c30 0ada 31c3 9785 44a5 dc2a 7253 b6f8 4fa0 7e63 2ba7 bc22  
out, X=4fa0 2ba7 7e63 bc22, SK=1152 869b 95c0 6875  
      = 1bdd b242 1423 7ec7

### Differential Cryptanalysis of Block Ciphers

- Differential Cryptanalysis is a recently (in the public research community) developed method which provides a powerful means of analysing block ciphers
- it has been used to analyse most of the currently proposed block ciphers with varying degrees of success
- usually have a break-even point in number of rounds of the cipher used for which differential cryptanalysis is faster than exhaustive key-space search
- if this number is greater than that specified for the cipher, then it is regarded as broken

### Overview of Differential Cryptanalysis

- is a statistical attack against Feistel ciphers
- uses structure in cipher not previously used
- design of S-P networks is such that the output from function  $f$  is influenced by both input and key

$$R(i) = L(i-1) (+) f(K(i)(+)R(i-1))$$

- hence cannot trace values back through cipher without knowing the values of the key

Biham & Shamir's key idea is to compare two separate encryptions (using the same key) and look at the XOR of the S-box inputs and outputs and this is **independent** of the key being used

$$Ra(i)=f(K(i)(+)Ra(i-1))$$

$$Rb(i)=f(K(i)(+)Rb(i-1))$$

hence

$$Y(i)= Ra(i)(+)Rb(i)$$

$$= f(K(i)(+)Ra(i-1)(+)K(i)(+)Rb(i-1))$$

$$= f(Ra(i-1)(+)Rb(i-1)) = f(X(i))$$

- further various input XOR - output XOR pairs occur with different probabilities
- hence knowing information on these pairs gives us additional information on the cipher

### **XOR Profiles and Characteristics**

- start by compiling a table of input vs output XOR values, an **XOR Profile** for each S-box
- a particular input XOR value and output XOR value pair will occur with some probability
- call such a specified pair, a **characteristic**
- can infer information about key value in one round, if find a pair of encryptions matching a characteristic, and hence knowing input and output XOR values
- have several variant forms of differential cryptanalysis, will discuss just the general form used for attacking many rounds (>8) of a cipher
- can describe 1-round characteristic by:

$$f(x') \rightarrow y', \Pr(p)$$

$$(a',b') \rightarrow (b',a'(+)f(b')) \text{ with prob } p$$

i) useful characteristics:

$$\text{ii) } f(0') \rightarrow 0', \Pr(1) \text{ ie}$$

$$\text{always } A.(x,0) \rightarrow (0,x)$$

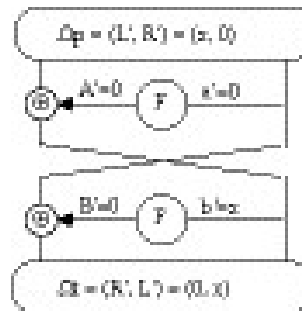
always

$$\text{ii) } f(x') \rightarrow 0', \Pr(p_{-}(0))$$

$$B.(0,x) \rightarrow (x,0) \text{ with probability } p_{-}(0)$$

- attack multiple rounds using **n-round characteristics**
- **n-round characteristics** combine one round characteristics whose outputs & inputs match

- probability of **n-round characteristic** is product of the **1-round characteristic** probabilities



## 2-Round Iterative Characteristic

- some common characteristic.0000c structures are:
  - \* a 2-round characteristic:
    - A.(x,0)->(0,x) always
    - B.(0,x)->(x,0) with probability p
  - \* a 3-round characteristic:
    - A.(x,0)->(0,x) always
    - B.(0,x)->(x,x) with probability p1
    - C.(x,x)->(x,0) with probability p2
- perform attack by repeatedly encrypting plaintext pairs with known input XOR until obtain expected output XOR matching n-round characteristic being used
- if all intermediate rounds also match required XOR (which is unknown) then have a **right pair**, if not then have a **wrong pair**, relative ratio is S/N for attack
- assume know XOR at intermediate rounds (if right pair) then deduce keys values for the rounds - right pairs suggest same key bits, wrong pairs give random values
- for large numbers of rounds, probability is so low that more pairs are required than exist with 64-bit inputs
- optimisations of this attack can be made, trading memory for search time, and number of rounds used
- in their latest paper, Biham and Shamir show how a 13-round iterated characteristic can be used to break the full 16-round DES

## Linear Cryptanalysis of Block Ciphers

- Linear Cryptanalysis is another recently developed method for analysing block ciphers
- like differential cryptanalysis it is a statistical method

- again have a break-even point in number of rounds of the cipher used for which linear cryptanalysis is faster than exhaustive key-space search
- if this number is greater than that specified for the cipher, then it is regarded as broken
- In Linear Cryptanalysis want to find a linear approximation which holds with Prob  $p \neq \frac{1}{2}$

$$P[i_1, i_2, \dots, i_a] (+) C[j_1, j_2, \dots, j_b] = K[k_1, k_2, \dots, k_c]$$

where  $i_a, j_b, k_c$  are bit locations in  $P, C, K$

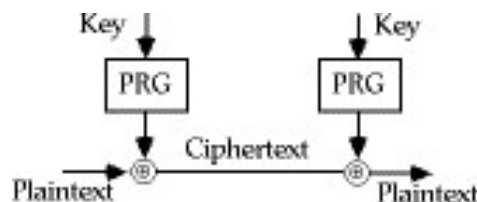
- can determine one bit of key using maximum likelihood algorithm, using a large number of trial encryptions
  - effectiveness of linear cryptanalysis is given by  $|p - 1/2|$
  - DES can be broken by encrypting  $2^{47}$  known plaintexts
- $$PL[7, 18, 24](+) PR[12, 16](+) CL[15](+) CR[7, 18, 24, 29](+) F16(CR, K16)[15] = K1[19, 23](+) K3[22](+) K4[44](+) K5[22](+) K7[22](+) K8[44](+) K9[22](+) K11[22](+) K12[44](+) K13[22](+) K15[22]$$
- this will recover some of the key bits, the rest must be searched for exhaustively
  - LOKI with 12 or more rounds cannot be broken using linear cryptanalysis

## Stream Ciphers and the Vernam cipher

- Process the message bit by bit (as a stream)
- The most famous of these is the **Vernam cipher** (also known as the **one-time pad**)
- invented by Vernam, working for AT&T, in 1917
- simply add bits of message to random key bits
- need as many key bits as message, difficult in practise (ie distribute on a mag-tape or CDROM)
- is unconditionally secure provided key is truly random



- suggest generating keystream from a smaller (base) key



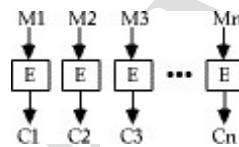
- use some pseudo-random function to do this

## Modern Private Key Ciphers (part 1)

- now want to concentrate on modern encryption systems
- these usually consider the message as a sequence of bits
  - (eg as a series of ASCII characters concatenated)
- have two broad families of methods
  - stream ciphers and block ciphers

## Block Ciphers

- in a block cipher the message is broken into blocks, each of which is then encrypted (ie like a substitution on very big characters - 64-bits or more)
- most modern ciphers we will study are of this form



## Shannons Theory of Secrecy Systems

- Claude Shannon wrote some of the pivotal papers on modern cryptology theory in 1949:
  - C E Shannon, "Communication Theory of Secrecy Systems", Bell System Technical Journal, Vol 28, Oct 1949, pp 656-715
  - C E Shannon, "Prediction and Entropy of printed English", Bell System Technical Journal, Vol 30, Jan 1951, pp 50-64
- in these he developed the concepts of:
  - entropy of a message,
  - redundancy in a language,
  - theories about how much information is needed to break a cipher
  - defined the concepts of computationally secure vs unconditionally secure ciphers
- he showed that the Vernam cipher is the only currently known unconditionally secure cipher, provided the key is truly random
- also showed that if try to encrypt English text by adding to other English text (ie a **Bookcipher**), this is not secure since English is 80% redundant, giving ciphertext with 60% redundancy, enough to break

- a similar technique can also be used if the same random key stream is used twice on different messages, the redundancy in the messages is sufficient to break this
- as discussed earlier, **exhaustive key search** is the most fundamental attack, and is directly proportional to the size of the key
- can tabulate these for reasonable assumptions about the number of operations possible (& parallel tests):

Key Size (bits)	Time (1us/test)	Time (1us/106test)
24	8.4 sec	8.4 usec
32	35.8 mins	2.15 msec
40	6.4 days	550 msec
48	4.46 yrs	2.35 mins
56	~2000 yrs	10.0 hrs
64	~500000 yrs	107 days

- as the ultimate limit, it can be shown from energy consumption considerations that the maximum number of possible elementary operations in 1000 years is about:  $3 \times 10^{48}$
- similarly can show that if need say 10 atoms to store a bit of information, then the greatest possible number of bits storable in a volume of say the moon is:  $10^{45}$
- if a cipher requires more operations, or needs more storage than this, it is pretty reasonable to say it is computationally secure
- eg to test all possible 128-bit keys in Lucifer takes about  $3 \times 10^{48}$  encryptions, needing  $10^{19}$  years

### Substitution-Permutation Ciphers

- in his 1949 paper Shannon also introduced the idea of substitution-permutation (S-P) networks, which now form the basis of modern block ciphers
- an S-P network is the modern form of a substitution-transposition product cipher
- S-P networks are based on the two primitive cryptographic operations we have seen before

### Substitution Operation

- a binary word is replaced by some other binary word
- the whole substitution function forms the key
- if use n bit words, the key is  $2^n$  bits, grows rapidly

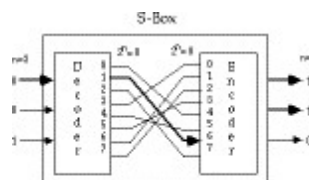


Fig 2.1 Substitution Operation

- can also think of this as a large lookup table, with  $n$  address lines (hence  $2^n$  addresses), each  $n$  bits wide being the output value
- will call them **S-boxes**

### Permutation Operation

- a binary word has its bits reordered (permuted)
- the re-ordering forms the key
- if use  $n$  bit words, the key is  $n!$  bits, which grows more slowly, and hence is less secure than substitution

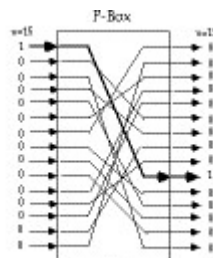


Fig 2.2 - Permutation or Transposition Function

- this is equivalent to a wire-crossing in practise (though is much harder to do in software)
- will call these **P-boxes**

### Substitution-Permutation Network

- Shannon combined these two primitives
- he called these **mixing transformations**

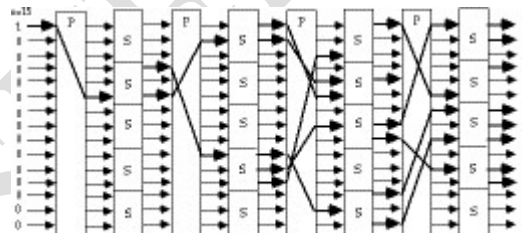


Fig 2.3 - Substitution-Permutation Network, with the Avalanche Characteristic

- Shannons mixing transformations are a special form of product ciphers where

**S-Boxes** provide **confusion** of input bits

**P-Boxes** provide **diffusion** across S-box inputs

- in general these provide the following results, as described in:

A F Webster & S E Tavares "On the Design of S-boxes", in Advances in Cryptology - Crypto 85, Lecture Notes in Computer Science, No 218, Springer-Verlag, 1985, pp 523-534

### Avalanche effect

- where changing **one** input bit results in changes of approx **half** the output bits

More formally, a function  $f$  has a good **avalanche** effect if for each bit  $i, 0 \leq i < m$ , if the  $2^m$  plaintext vectors are divided into  $2^{m-1}$  pairs  $X$  and  $X_{(i)}$  with each pair differing only in bit  $i$ ; and if the  $2^{m-1}$  exclusive-or sums, termed avalanche vectors

$$V_{(i)} = f(X) \oplus f(X_{(i)})$$

Are compared, then about half of these sums should be found to be 1.

### Completeness effect

- where each output bit is a complex function of **all** the input bits

More formally, a function  $f$  has a good **completeness** effect if for each bit  $j, 0 \leq j < m$ , in the ciphertext output vector, there is at least one pair of plaintext vectors  $X$  and  $X_{(i)}$  which differ only in bit  $i$ , and for which  $f(X)$  and  $f(X_{(i)})$  differ in bit  $j$

### Practical Substitution-Permutation Networks

- in practise we need to be able to decrypt messages, as well as to encrypt them, hence either:
  - have to define inverses for each of our S & P-boxes, but this doubles the code/hardware needed, or
  - define a structure that is easy to reverse, so can use basically the same code or hardware for both encryption and decryption
- Horst Feistel, working at IBM Thomas J Watson Research Labs devised just such a structure in early 70's, which we now call a **feistel cipher**
  - the idea is to partition the input block into two halves,  $L(i-1)$  and  $R(i-1)$ , and use only  $R(i-1)$  in each round  $i$  (part) of the cipher
  - the function  $g$  incorporates one stage of the S-P network, controlled by part of the key  $K(i)$  known as the  $i$ th subkey

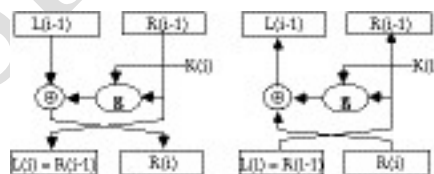


Fig 2.4 - A Round of a Feistel Cipher

- this can be described functionally as:
 
$$L(i) = R(i-1)$$

$$R(i) = L(i-1) \oplus g(K(i), R(i-1))$$
- this can easily be reversed as seen in the above diagram, working backwards through the rounds
- in practise link a number of these stages together (typically 16 rounds) to form the full cipher